

15W SINGLE OUTPUT INDUSTRIAL DIN RAIL POWER SUPPLY



FEATURES

- Universal input 85~264 VAC input
- Protections: Short circuit / Overload / Over voltage
- Cooling by free air convection (working temperature:-30~+70°C)
- Can be installed on DIN rail TS- 35/7.5 or 15
- Isolation Class II
- LED indicator fo power on
- No load power consumption <0.3W
- 100% full load burn-in test
- 1 year warranty

SPECIFICATION

OUTPUT

• DC VOLTAGE	24V
• RATED CURRENT	0.63 A
• CURRENT RANGE	0 ~ 0.63 A
• RATED POWER	15.2 W
• RIPPLE & NOISE (max.) Note 2	150 mVp-p
• VOLTAGE ADJ. RANGE	21.6 ~ 29 V
• VOLTAGE TOLLERANCE Note 3	± 1.0%
• LINE REGULATION	± 1.0%
• LOAD REGULATION	± 1.0%
• SETUP, RISE TIME	2000 ms, 80ms/230VAC; 2000ms, 80ms/115VAC at full load.
• HOLD UP TIME (Typ.)	30 ms/230VAC ; 12ms/115VAC at full load.

INPUT

• VOLTAGE RANGE	85 ~ 264 VAC ; 120 ~ 370 VDC
• FREQUENCY RANGE	47 ~ 63 Hz
• EFFICIENCY (Typ.)	86%
• AC CURRENT (Typ.)	0.5 A/115VAC ; 0.25A/230 VAC
• INRUSH CURRENT (Typ.)	COLD START 25A/115VAC ; 45A/230 VAC

PROTECTION

• OVERLOAD Note 5	110 ~ 145% rated output power ; Protection Type: constant current limiting, recovers automatically after fault condition is removed.
• OVER VOLTAGE diode	30~ 36V; Protection Type: Shut off o/p voltage, clamping by zener

ENVIRONMENT

• WORKING TEMP.	-30 ~ +70°C (Refer to "Derating curve")
• WORKING HUMIDITY	20 ~ 90% RH non - condensing
• STORAGE TEMP. UMIDITY	-40 ~ +85°C , 10~95% RH non- condensing
• TEMP. COEFFICIENT	±0.03%/°(0~50°C) RH non- condensing
• VIBRATION	10~500Hz, 2G 10min./1cycle, period for 60 min. each along x,y,z axes;
• MOUNTING	Compliance to IEC60068-2-6
• OPERATING ALTITUDE	2000 METERS

SAFETY & EMC note 4

• SAFETY STANDARDS	UL60950-1, UL508, TUV EN61558-2-16, IEC60950-1 approved; Design refer to EN50178,TUV EN60950-1
• WITHSTAND VOLTAGE	I/P-O/P:3KVAC
• ISOLATION RESISTANCE	I/P-O/P: 100M Ohms / 500VDC /25 °C / 70% RH
• EMC EMISSION	Compliance to EN55032 (CISPR32), EN61000-3-2-3 Class A, EN55024, EN55035, EN61000-6-2, EN61204-3
• EMC IMMUNITY	Compliance to EN61000-4-2,3,4,5,6,8,11 Level 3,4 criteria A



OTHERS

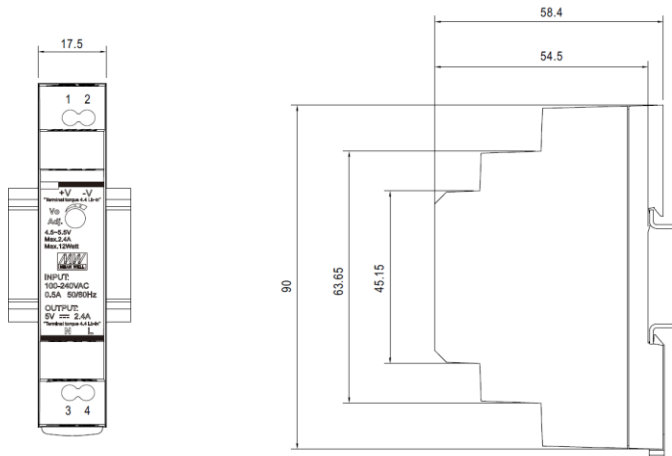
- MTBF 1166K HRS min. MIL-HDBK-217F (25°C)
- DIMENSION 17,5*90*54,5 mm (W*H*D)
- PACKING 78g; 160pcs/13.5Kg/1.19CUFT

NOTE

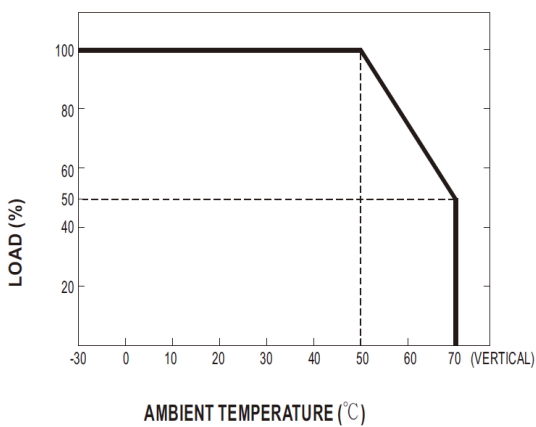
1. All parameters NOT specially mentioned are measured at 230VAC input, rated load and 25°C of ambient temperature.
2. Ripple & noise are measured at 20MHz of bandwidth by using a 12" twisted pair-wire terminated with a 0.1 uf & 47 uf parallel capacitor.
3. Tolerance: includes setup tolerance, line regulation and load regulation.
4. The power supply is considered as an independent unit, but the final equipment still need to re-confirm that the whole system complies with the EMC directives.
5. Constant current operation region is within 50% ~ 100% rated output voltage. Protection type for short circuit is hiccup mode and will recover automatically after fault condition is removed.

MECHANICAL SPECIFICATION

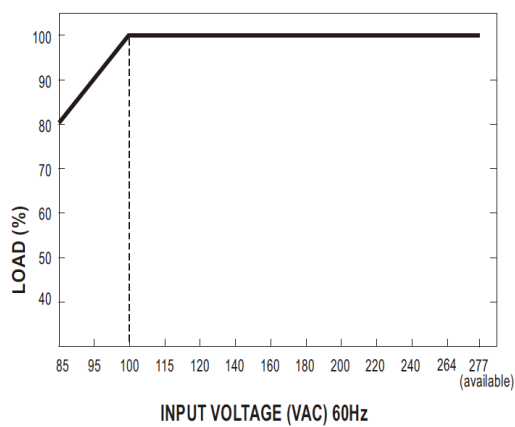
(Unit: mm , tolerance ± 0.5 mm)



DERATING CURVE



OUTPUT DERATING VS INPUT VOLTAGE



ORDERING CODE:

SIN.AL15W24VDC

